

FINANCIAL HIGHLIGHTS: 2025 IN NUMBERS

STATEMENT OF ACTIVITIES*

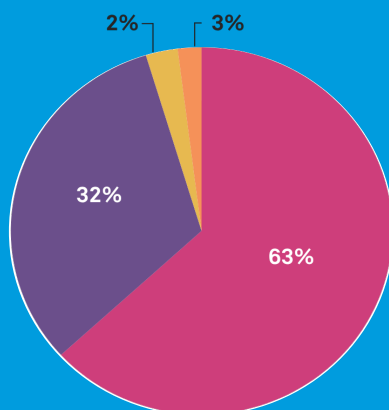
January 1 - December 31, 2025

| | OPERATING | IDIT KLEIN FUND FOR THE IMPOSSIBLE** | BOARD DESIGNATED FUND | TOTAL WITHOUT DONOR RESTRICTIONS |
|---|---------------------|--|-----------------------------|--|
| Operating Revenue | | | | |
| Grants | 3,640,841 | | | 3,640,841 |
| Donations | 1,853,449 | | | 1,853,449 |
| Donations to The Idit Klein Fund for the Impossible | | 2,613,790 | | 2,613,790 |
| Release from designation: Fund for the Impossible | 514,775 | (514,775) | | |
| Program Revenue | 109,542 | | | 109,542 |
| Investment income designated for operations | 130,000 | | | 130,000 |
| Other | 45,510 | | | 45,510 |
| Total Operating Revenue | \$ 6,294,117 | \$ 2,099,015 | \$ - | \$ 8,393,132 |
| Expenses | | | | |
| Program Services | 4,613,364 | | | 4,613,364 |
| Fundraising | 881,494 | | | 881,494 |
| General & Administrative | 607,022 | | | 607,022 |
| CEO Transition | 192,237 | | 138,840 | 331,077 |
| Total Expenses | 6,294,117 | - | 138,840 | 6,432,957 |
| Change in Net Assets | \$ - | \$ 2,099,015 | \$ (138,840) | \$ 1,960,175 |
| Other items | | | | |
| Investment Income (loss) | 180,287 | | | 180,287 |
| Net Assets at Beginning of Year | 1,983,486 | 0 | 658,797 | 2,642,283 |
| Net Assets at End of Year | 2,163,773 | 2,099,015 | 519,957 | 4,782,745 |

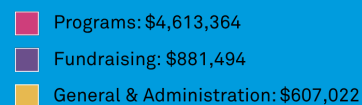
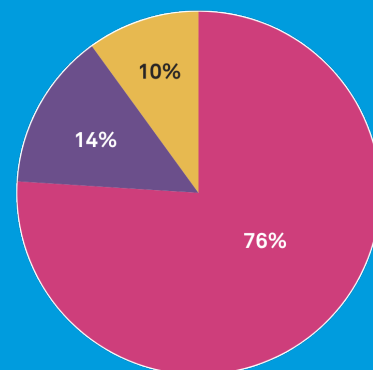
*Unaudited

** The campaign total reflects \$2.74 million in donor commitments. In accordance with accounting standards, multi-year pledges are recorded in financial statements at their present value, which may result in a slightly lower amount being reflected as contribution revenue.

Sources of Revenue



Expenses by Department



FINANCIAL HIGHLIGHTS: 2025 IN NUMBERS

STATEMENT OF FINANCIAL POSITION*

as of December 31, 2025

Assets

| | |
|-------------------------------------|---------------------|
| Short-Term Assets | |
| Cash and Cash Equivalents | 1,102,696 |
| Grants and Accounts Receivable, net | 4,366,582 |
| Investments | 2,669,056 |
| Other Current Assets | 132,417 |
| Long-Term Assets | 220,840 |
| Total Assets | \$ 8,491,591 |

Liabilities

| | |
|--------------------------|-------------------|
| Short-Term Liabilities | 370,077 |
| Long-Term Liabilities | 91,857 |
| Total Liabilities | \$ 461,934 |

Net Assets

| | |
|---|---------------------|
| Without Donor Restrictions | |
| Operating Fund | 2,163,773 |
| Board Designated Fund | 519,957 |
| Idit Klein Fund for the Impossible** | 2,099,015 |
| Total Without Donor Restrictions | \$ 4,782,745 |
| With Donor Restrictions | |
| Temporarily Restricted | 3,186,912 |
| Temporarily Restricted - Dare to Dream | 60,000 |
| Total With Donor Restrictions | \$ 3,246,912 |
| Total Net Assets | \$ 8,029,657 |
| Total Liabilities & Net Assets | \$ 8,491,591 |

*Unaudited