

FINANCIAL HIGHLIGHTS: 2023 IN NUMBERS

STATEMENT OF ACTIVITIES¹ January 1 - December 31, 2023

OPERATING REVENUE

Grants	\$3,415,894
Donations	\$1,546,419
Program Revenue	\$ 184,564
Other	\$ 24,329
TOTAL OPERATING REVENUE	\$5,171,206

EXPENSES

Program Services	\$3,739,289
Fundraising	\$ 698,186
General & Administrative	\$ 481,303
TOTAL EXPENSES	\$4,918,778

OPERATING INCOME (LOSS) \$ 252,428

OTHER INCOME (LOSS)

Investment Income (loss)	\$ 296,238
--------------------------	------------

CHANGE IN NET ASSETS FROM OPERATIONS \$ 548,666

NET ASSETS AT THE BEGINNING OF THE YEAR \$2,022,860

NET ASSETS AT END OF YEAR \$2,571,526

STATEMENT OF FINANCIAL POSITION¹ December 31, 2023

ASSETS

Short-Term Assets

Cash and Cash Equivalents	\$1,510,264
Grants and Accounts Receivable, net	\$4,581,302
Investments	\$2,019,273
Other Current Assets	\$ 104,905

Long-Term Assets \$ 430,830

TOTAL ASSETS \$8,646,574

LIABILITIES

Short-Term Liabilities	\$ 417,058
Long-Term Liabilities	\$ 252,600

TOTAL LIABILITIES \$ 669,658

NET ASSETS

Without Donor Restriction

Operating Fund	\$1,912,729
Board Designated Fund	\$ 658,797

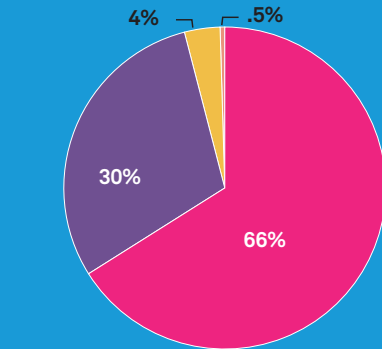
With Donor Restrictions

Temporarily Restricted - Other	\$4,813,582
Temporarily Restricted - Dare to Dream	\$ 591,809

TOTAL NET ASSETS \$7,976,916

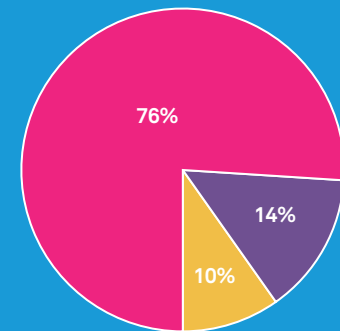
TOTAL LIABILITIES AND NET ASSETS \$8,646,574

SOURCES OF REVENUE



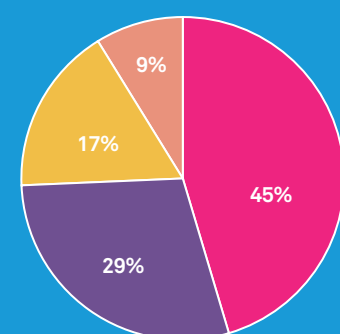
■ Grants: \$3,415,894
 ■ Donations: \$1,546,419
 ■ Program Revenue: \$184,564
 ■ Other: \$24,329

EXPENSES BY DEPARTMENT



■ Programs: \$3,739,289
 ■ Fundraising: \$698,186
 ■ General & Administration: \$481,303

INVESTMENTS BY PROGRAM



■ Education & Training: \$914,723
 ■ Youth Programs: \$583,061
 ■ Community Mobilization: \$339,925
 ■ Program Evaluation & Other: \$177,622

¹Unaudited